




905 Perryman Creek



February 9, 2015

Disclaimer: This product is for informational purposes only and has not been prepared for or be suitable for legal, engineering, or surveying purposes. It does not represent an on-the-ground survey and represents only the approximate relative location of boundaries

-  Parcels
-  Abstracts



Source: Esri, DigitalGlobe, GeoEye, Earthstar Geographics, CNES/Airbus DS, USDA, USGS, AEX, Getmapping, Aerogrid, IGN, IGP, swisstopo, and