
















Soils of Bowie Mountain Ranch

-  BMR Boundary
-  Lakes/Ponds
-  Streams-Intermittent
-  Roads-Paved Public
-  Roads-Primary Ranch
-  Roads-Secondary Ranch

Soils:

-  Fe - Fieldcreek fine sandy loam, occasionally flooded
-  KaC - Katemcy sandy loam, 1-5% slopes
-  KoC - Keese-Rock outcrop complex, 1-8% slopes, very stony
-  KoF - Keese-Rock outcrop complex, 12-30% slopes, very stony
-  LgC - Ligon fine sandy loam, 1-5% slopes
-  LgD - Ligon cobbly fine sandy loam, 5-12% slopes
-  LoB - Lou coarse sandy loam, 1-5% slopes
-  Rh - Riverwash, frequently flooded
-  VoB - Voca gravelly sandy loam, 0-3% slopes

Bowie Mountain



1 inch = 2,083 feet
 0 750 1,500 Feet