




The map shows a 160-acre tract divided into 20 lots. The lots are numbered 1 through 20. Lots 1, 2, 13, 14, 19, and 20 are marked as 'Sold' in red. Lot 13 is marked as 'Not Included' in red. The map is bounded by Central Road to the north and 49th Road to the west. Dimensions are provided for all lot boundaries and the overall tract boundaries.

Lot Number	Acreage	Dimensions (North, East, South, West)	Status
1	5.01 Acres	466' (N), 453' (E), 438' (S), 451' (W)	Sold
2	5.01 Acres	418' (N), 550' (E), 400' (S), 546' (W)	Sold
3	5.01 Acres	418' (N), 550' (E), 400' (S), 546' (W)	Sold
4	5.01 Acres	280' (N), 280' (E), 280' (S), 280' (W)	Available
5	5.01 Acres	280' (N), 280' (E), 280' (S), 280' (W)	Available
6	5.01 Acres	280' (N), 280' (E), 280' (S), 280' (W)	Available
7	5.01 Acres	280' (N), 280' (E), 280' (S), 280' (W)	Available
8	5.01 Acres	280' (N), 280' (E), 280' (S), 280' (W)	Available
9	5.01 Acres	280' (N), 280' (E), 280' (S), 280' (W)	Available
10	5.01 Acres	280' (N), 280' (E), 280' (S), 280' (W)	Available
11	15.46 Acres	545' (N), 1,011' (E), 1,325' (S), 1,218' (W)	Available
12	15.60 Acres	1,660' (N), 1,218' (E), 1,325' (S), 1,218' (W)	Available
13	5.01 Acres	700' (N), 309' (E), 700' (S), 440' (W)	Not Included
14	5.01 Acres	700' (N), 311' (E), 700' (S), 440' (W)	Sold
15	5.01 Acres	700' (N), 311' (E), 700' (S), 440' (W)	Available
16	5.01 Acres	700' (N), 311' (E), 700' (S), 440' (W)	Available
17	5.01 Acres	700' (N), 311' (E), 700' (S), 440' (W)	Available
18	5.01 Acres	700' (N), 311' (E), 700' (S), 440' (W)	Available
19	5.01 Acres	700' (N), 311' (E), 700' (S), 440' (W)	Available
20	19.60 Acres	1,336' (N), 1,319' (E), 1,325' (S), 1,319' (W)	Sold

***Automatic, Non-Qualifying* Seller Financing is available with **NO** Pre-Payment Penalties**

352-339-4487
www.JimJean.com

Estate	Sales Price	Down	Monthly	Rate	Term
	\$45,995	\$1,995	\$365	8.90%	25 Years
	\$79,995	\$4,995	\$625	8.90%	25 Years
	\$99,995	\$4,995	\$789	8.90%	25 Years