

 Boundary









SOIL CODE	SOIL DESCRIPTION	ACRES	%	CAP
BIC	Doniphan-Tonti complex, 3 to 5 percent slopes	15.7	39.1	3e
CaB	Captina silt loam, 1 to 3 percent slopes	24.4	60.9	3s
TOTALS		40.0	100%	3.0

## Capability Legend

Increased Limitations and Hazards

Decreased Adaptability and Freedom of Choice Users

Land, Capability

								
	1	2	3	4	5	6	7	8
'Wild Life'	•	•	•	•	•	•	•	•
Forestry	•	•	•	•	•	•	•	
Limited	•	•	•	•	•	•	•	
Moderate	•	•	•	•	•	•		
Intense	•	•	•	•	•			
Limited	•	•	•	•				
Moderate	•	•	•					
Intense	•	•						
Very Intense	•							

## Grazing Cultivation

(c) climatic limitations (e) susceptibility to erosion

(s) soil limitations within the rooting zone (w) excess of water