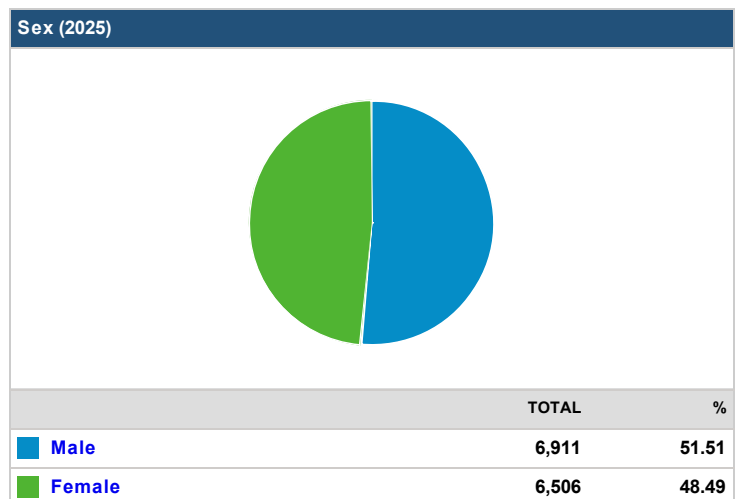
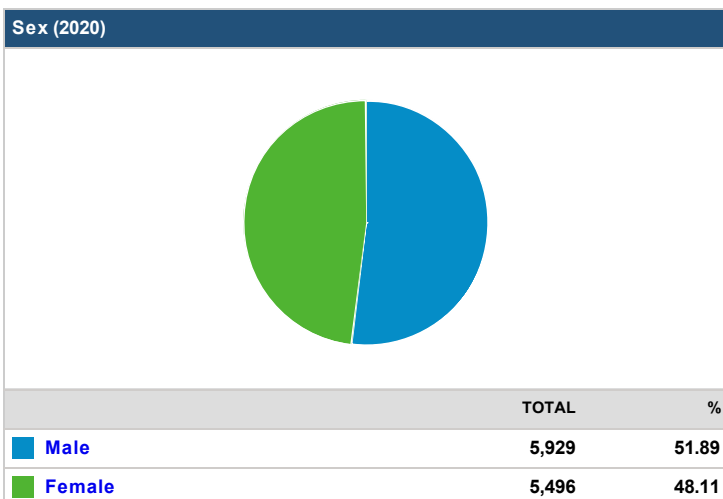
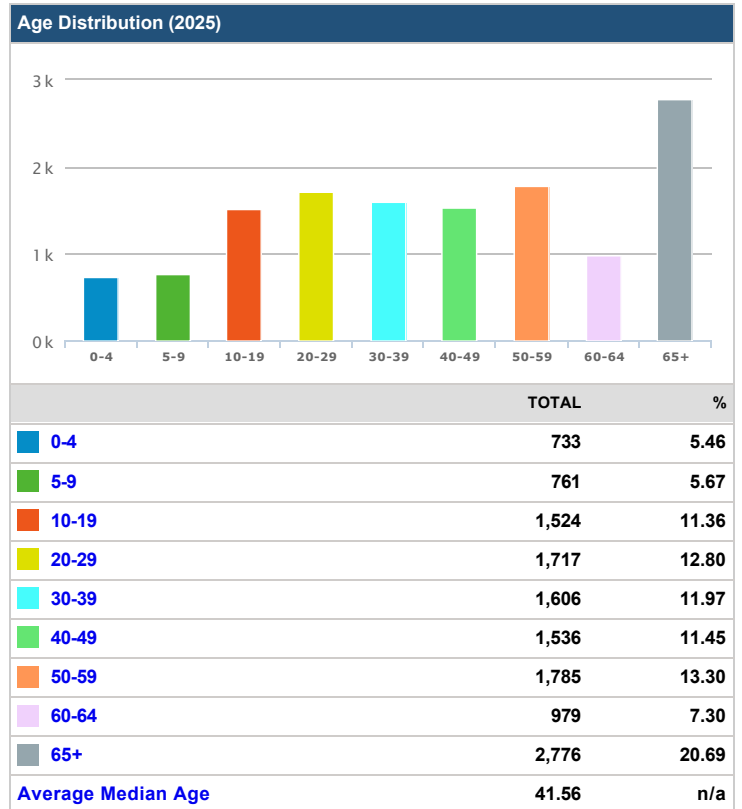
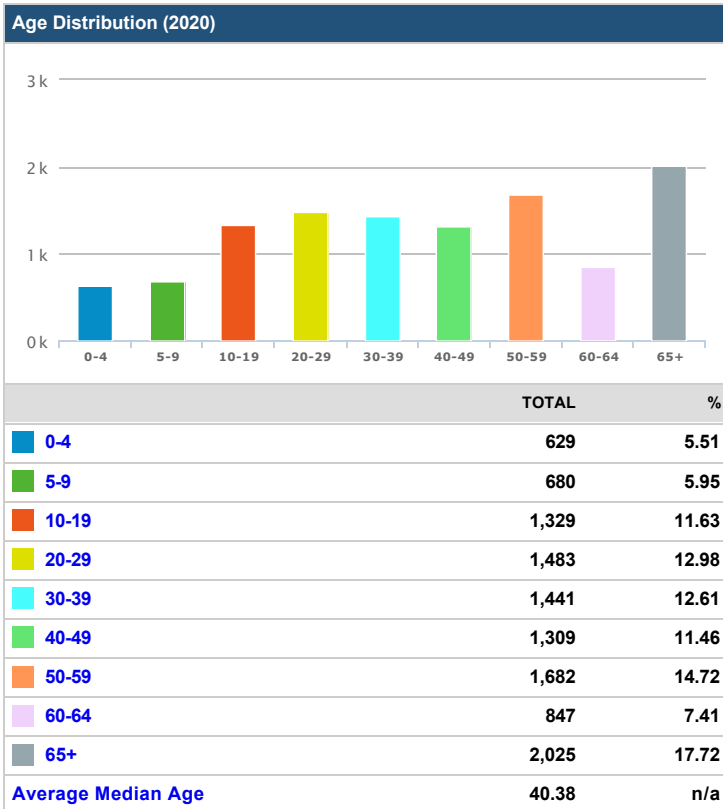


## Santa Rosa County Economic Development-Demographics

Demographics Report (10 mile radius around Lat: 30.81952 Lng: -87.02141)

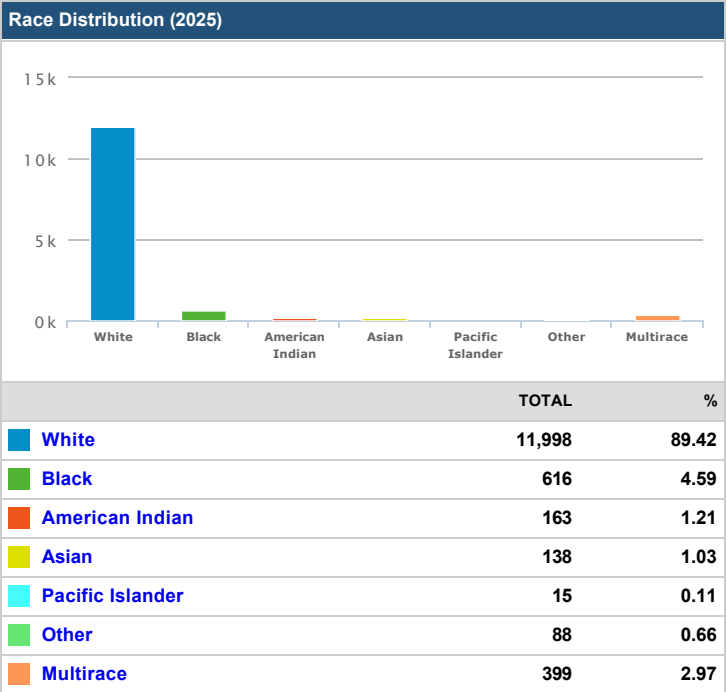
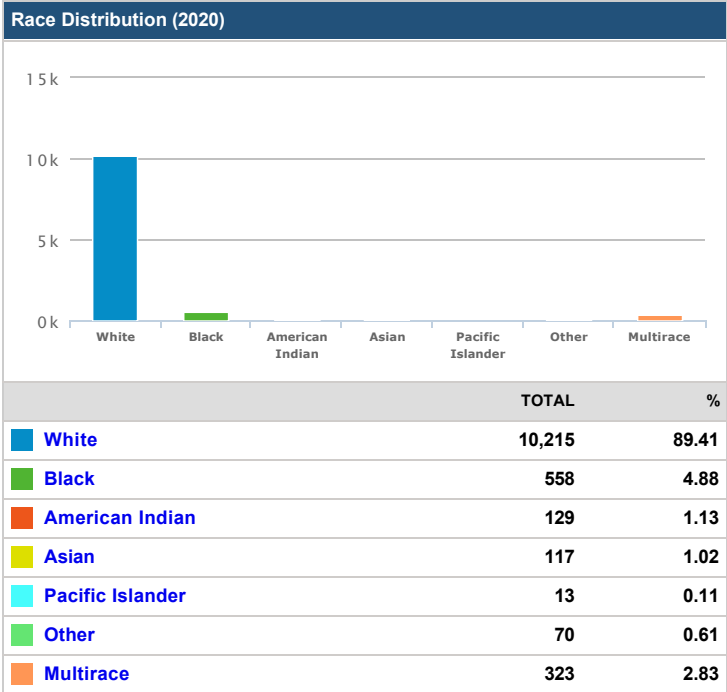
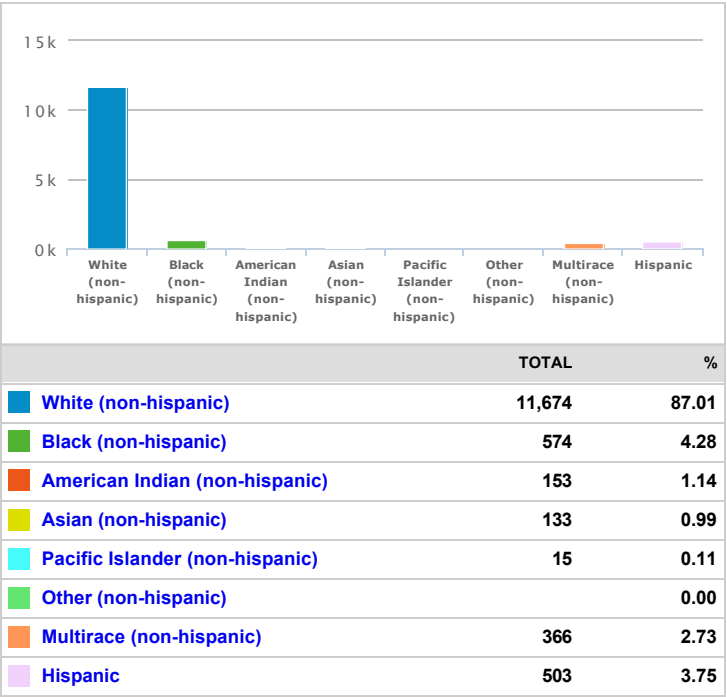
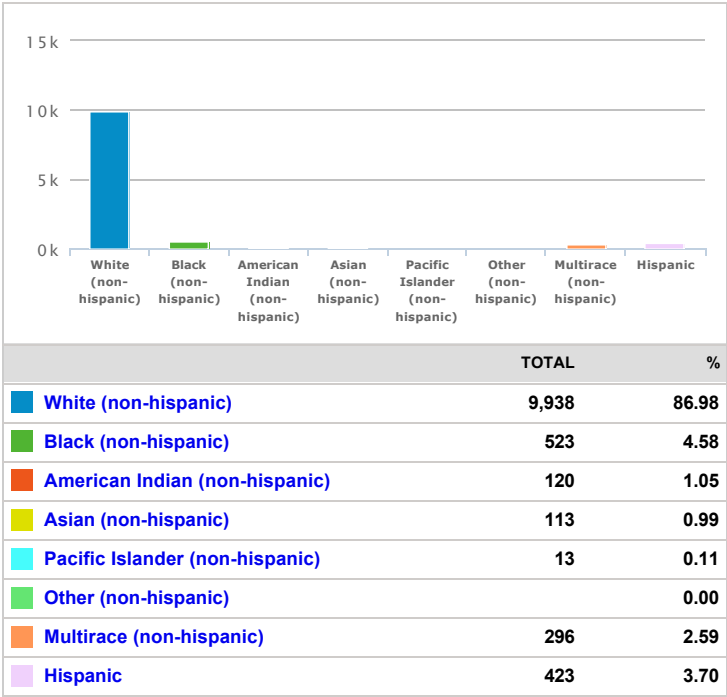
Population (2020)	
	TOTAL
	11,425

Population (2025)	
	TOTAL
	13,417



### Ethnicity Distribution (2020)

### Ethnicity Distribution (2025)



Total Households (2020)		
	TOTAL	%
Households	4,423	n/a
Families	3,216	72.71

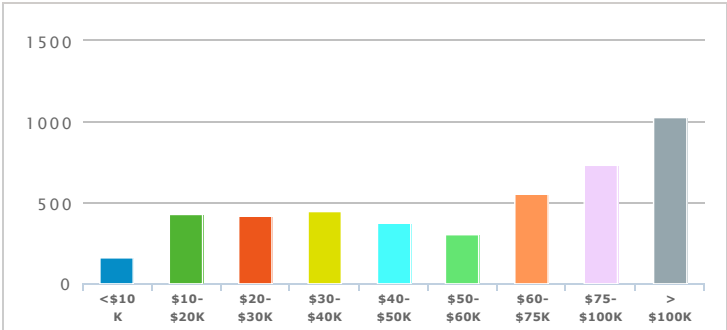
Total Households (2025)		
	TOTAL	%
Households	4,853	n/a
Families	3,704	76.32

Average Household Income (2020)	
	TOTAL
	70,461

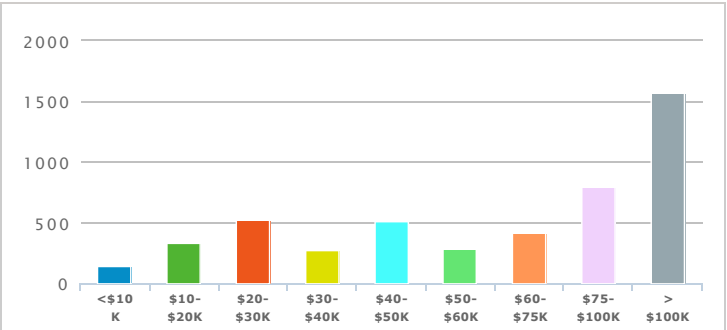
Average Household Income (2025)	
	TOTAL
	75,104.84

Household Income Distribution (2020)	
--------------------------------------	--

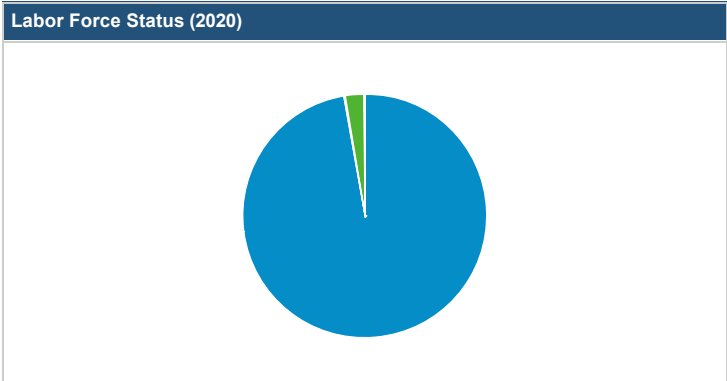
Household Income Distribution (2025)	
--------------------------------------	--



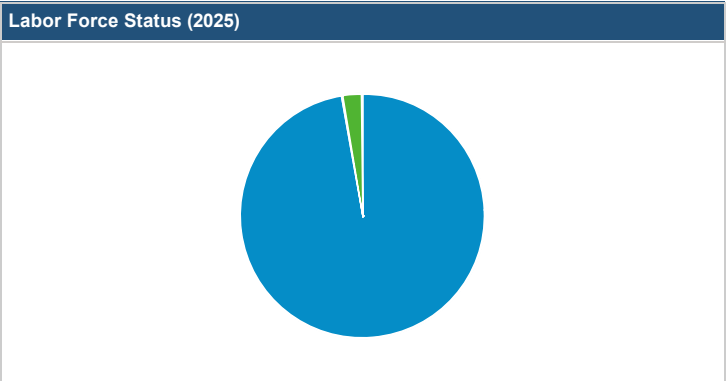
TOTAL		%
<\$10 K	157	3.55
\$10-\$20K	425	9.61
\$20-\$30K	417	9.43
\$30-\$40K	442	9.99
\$40-\$50K	371	8.39
\$50-\$60K	302	6.83
\$60-\$75K	550	12.43
\$75-\$100K	731	16.53
> \$100K	1,028	23.24



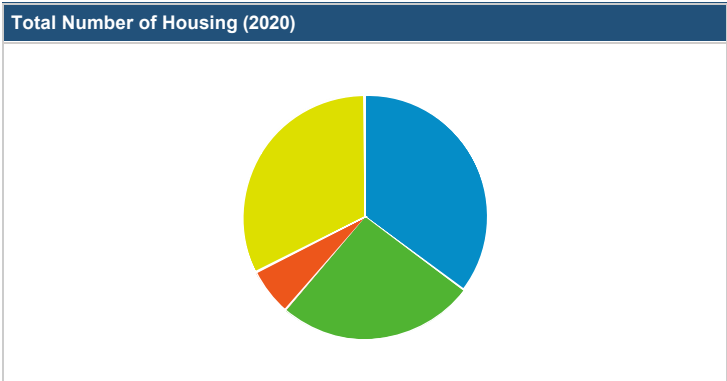
TOTAL		%
<\$10 K	137	2.82
\$10-\$20K	336	6.92
\$20-\$30K	520	10.72
\$30-\$40K	277	5.71
\$40-\$50K	507	10.45
\$50-\$60K	290	5.98
\$60-\$75K	420	8.65
\$75-\$100K	793	16.34
> \$100K	1,573	32.41



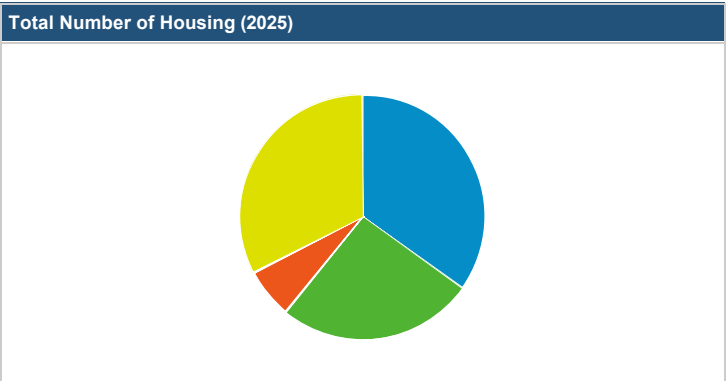
TOTAL		%
Labor Force	4,751	n/a
Employed	4,550	95.77
Unemployed	125	2.63
In Armed Forces	76	n/a
Not In Labor Force	4,535	n/a



TOTAL		%
Labor Force	5,619	n/a
Employed	5,381	95.76
Unemployed	149	2.65
In Armed Forces	89	n/a
Not In Labor Force	5,376	n/a



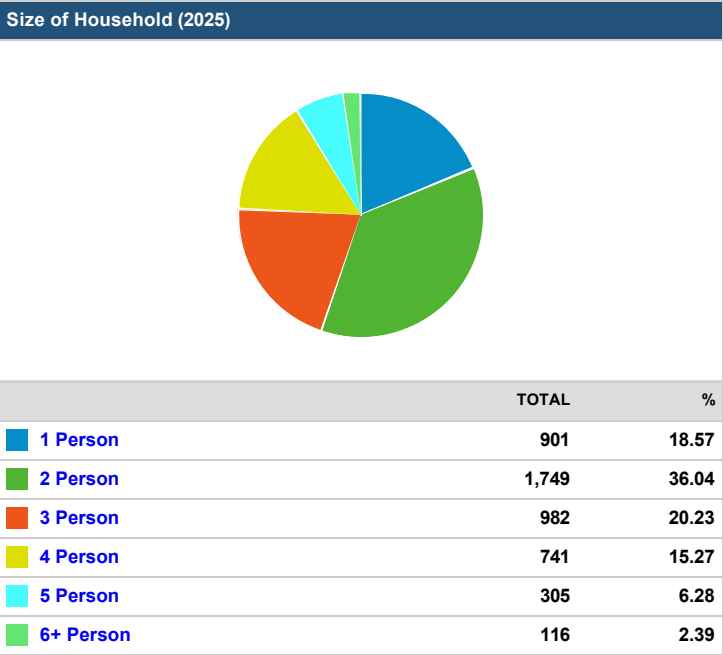
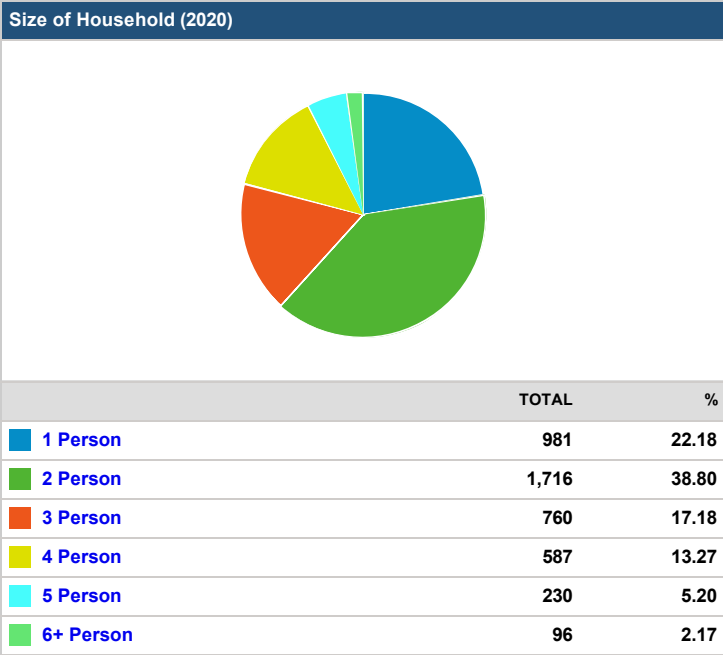
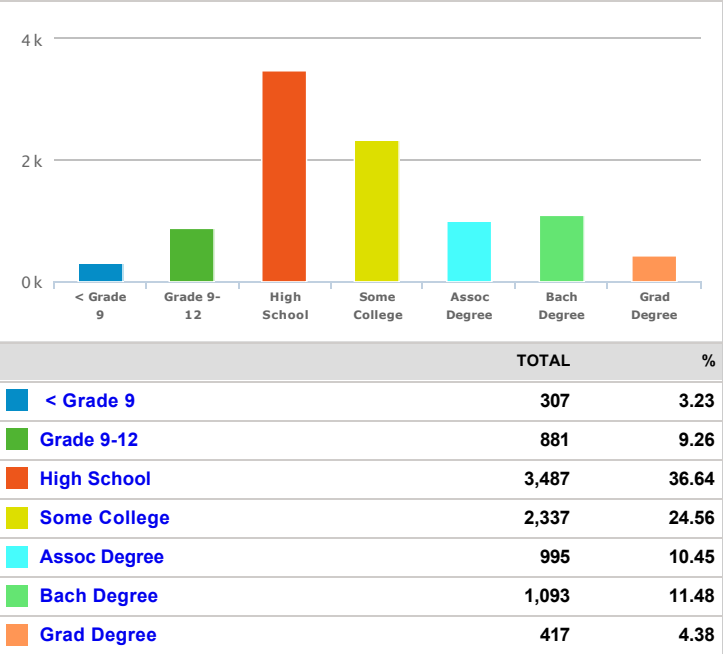
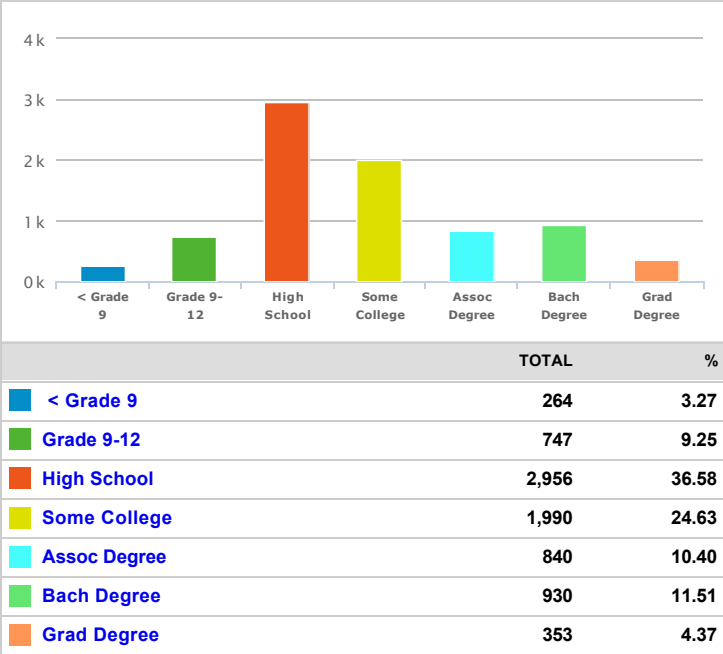
TOTAL		%
Total Dwellings	4,804	n/a
Owner-Occupied Dwellings	3,558	80.44
Renter-Occupied Dwellings	865	19.56
Housing Units Occupied	4,423	92.07



TOTAL		%
Total Dwellings	5,198	n/a
Owner-Occupied Dwellings	3,871	79.77
Renter-Occupied Dwellings	982	20.23
Housing Units Occupied	4,853	93.36

Education Attainment (2020)

Education Attainment (2025)



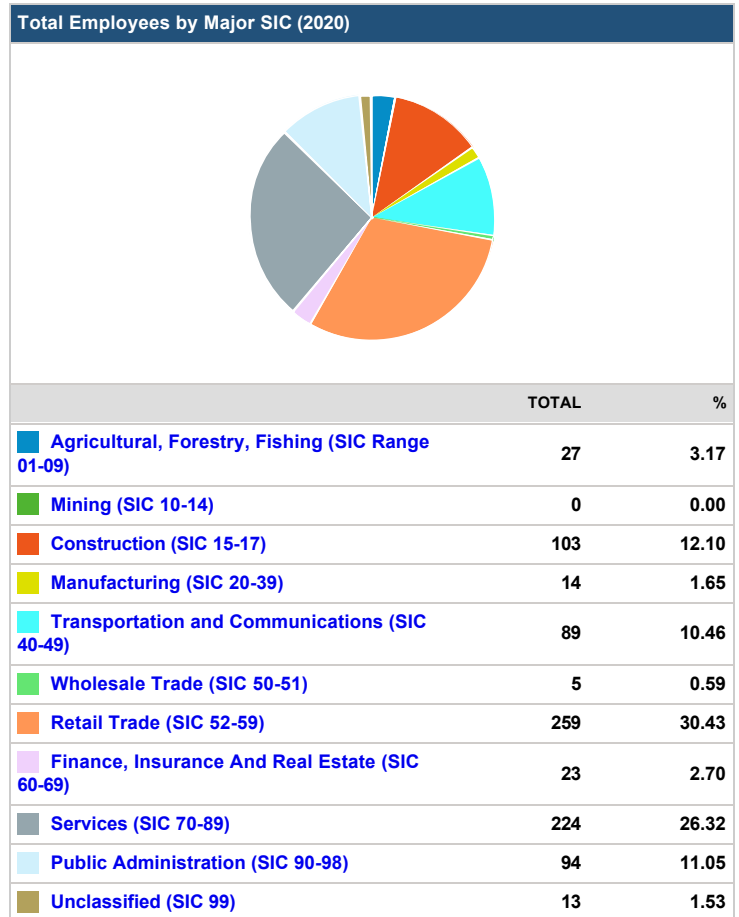
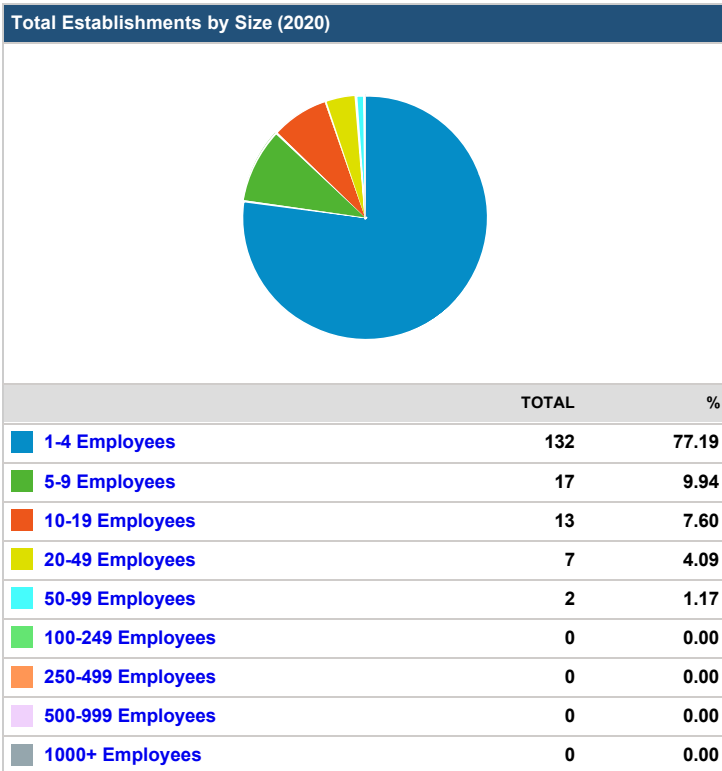
Source: Applied Geographic Solutions, 2020

## Santa Rosa County Economic Development-Demographics

Labor Force Report (10 mile radius around Lat: 30.81952 Lng: -87.02141)

Total Establishments		
		TOTAL
		171

Total Employees		
		TOTAL
		851



**Total Businesses by Establishment Type (2020)**

	TOTAL	%
Agriculture, Forestry and Fishing	4	2.34
Agricultural Services	6	3.51
Coal and Ore Mining	0	0.00
Oil and Gas	0	0.00
General Construction	7	4.09
Heavy Construction	19	11.11
Food Manufacturing	0	0.00
Tobacco Manufacturing	0	0.00
Textile Mills	0	0.00
Apparel and Textile Manufacturing	0	0.00
Lumber and Wood Production	0	0.00
Furniture Manufacturing	0	0.00
Paper Manufacturing	0	0.00
Printing and Publishing	0	0.00
Chemicals	0	0.00
Petroleum Refining	0	0.00
Rubber and Plastics	0	0.00
Leather Manufacturing	0	0.00
Stone, Glass, and Concrete	0	0.00

**Total Employees by Establishment Type (2020)**

	TOTAL	%
Agriculture, Forestry and Fishing	12	1.41
Agricultural Services	15	1.76
Coal and Ore Mining	0	0.00
Oil and Gas	0	0.00
General Construction	13	1.53
Heavy Construction	90	10.58
Food Manufacturing	0	0.00
Tobacco Manufacturing	0	0.00
Textile Mills	0	0.00
Apparel and Textile Manufacturing	0	0.00
Lumber and Wood Production	0	0.00
Furniture Manufacturing	0	0.00
Paper Manufacturing	0	0.00
Printing and Publishing	0	0.00
Chemicals	0	0.00

Metals Fabrication	1	0.58
Machinery and Equipment Manufacturing	2	1.17
Transportation	8	4.68
Travel Services	0	0.00
Transport Services	0	0.00
Communications	0	0.00
Utilities	3	1.75
Durables Wholesale	2	1.17
Non Durables Wholesale	1	0.58
Building Materials, Hardware and Garden	3	1.75
General Merchandise Stores	5	2.92
Food Markets	2	1.17
Convenience Stores	2	1.17
Other Food Stores	1	0.58
Auto Dealers and Gas Stations	9	5.26
Clothing Stores	1	0.58
Furniture Stores	0	0.00
Home Furnishings	1	0.58
Electronics and Computer Stores	0	0.00
Music Stores	0	0.00
Restaurants	2	1.17
Other Food Service	0	0.00
Bars	0	0.00
Drug Stores	0	0.00
Liquor Stores	0	0.00
Specialty Stores	4	2.34
Catalog and Direct Sales	3	1.75
Banks and Financial Institutions	10	5.85
Insurance Carriers	0	0.00
Insurance Agents and Brokers	2	1.17
Real Estate	4	2.34
Hotels and Lodging	7	4.09
Dry Cleaning and Laundry	0	0.00
Beauty and Barber Shops	1	0.58
Other Personal Service	1	0.58
Advertising	0	0.00
Computer Services	0	0.00
Other Business Services	5	2.92
Auto Repair/Services	6	3.51
Miscellaneous Repair Services	0	0.00
Motion Pictures	1	0.58
Entertainment and Recreation Services	4	2.34
Health and Medical Services	1	0.58
Hospitals	1	0.58
Legal Services	0	0.00
Primary and Secondary Education	1	0.58
Colleges and Universities	0	0.00
Social Services	0	0.00
Child Care Services	0	0.00
Museums and Zoos	0	0.00
Membership Organizations	17	9.94
Professional Services	4	2.34
Government	8	4.68
Unclassified Establishments	11	6.43

Petroleum Refining	0	0.00
Rubber and Plastics	0	0.00
Leather Manufacturing	0	0.00
Stone, Glass, and Concrete	0	0.00
Metals Fabrication	7	0.82
Machinery and Equipment Manufacturing	7	0.82
Transportation	51	5.99
Travel Services	0	0.00
Transport Services	0	0.00
Communications	0	0.00
Utilities	38	4.47
Durables Wholesale	3	0.35
Non Durables Wholesale	2	0.24
Building Materials, Hardware and Garden	26	3.06
General Merchandise Stores	63	7.40
Food Markets	6	0.71
Convenience Stores	9	1.06
Other Food Stores	1	0.12
Auto Dealers and Gas Stations	124	14.57
Clothing Stores	2	0.24
Furniture Stores	0	0.00
Home Furnishings	2	0.24
Electronics and Computer Stores	0	0.00
Music Stores	0	0.00
Restaurants	17	2.00
Other Food Service	0	0.00
Bars	0	0.00
Drug Stores	0	0.00
Liquor Stores	0	0.00
Specialty Stores	6	0.71
Catalog and Direct Sales	3	0.35
Banks and Financial Institutions	10	1.18
Insurance Carriers	0	0.00
Insurance Agents and Brokers	6	0.71
Real Estate	7	0.82
Hotels and Lodging	38	4.47
Dry Cleaning and Laundry	0	0.00
Beauty and Barber Shops	2	0.24
Other Personal Service	1	0.12
Advertising	0	0.00
Computer Services	0	0.00
Other Business Services	23	2.70
Auto Repair/Services	14	1.65
Miscellaneous Repair Services	0	0.00
Motion Pictures	1	0.12
Entertainment and Recreation Services	18	2.12
Health and Medical Services	1	0.12
Hospitals	13	1.53
Legal Services	0	0.00
Primary and Secondary Education	50	5.88
Colleges and Universities	0	0.00
Social Services	0	0.00
Child Care Services	0	0.00
Museums and Zoos	0	0.00

Total Businesses by NAICS (2020)		
	TOTAL	%
Agriculture, Forestry and Fishing	4	2.34
Agricultural Services	0	0.00
Coal and Ore Mining	0	0.00
Oil and Gas	0	0.00
General Construction	26	15.20
Heavy Construction	1	0.58
Food Manufacturing	0	0.00
Beverage and Tobacco Products	0	0.00
Textile Mills	0	0.00
Textile Products	0	0.00
Apparel Manufacturing	0	0.00
Leather Manufacturing	0	0.00
Wood Products	0	0.00
Paper Manufacturing	0	0.00
Printing and Publishing	0	0.00
Chemicals	0	0.00
Petroleum and Coal Products	0	0.00
Rubber and Plastics	0	0.00
Stone, Glass, and Concrete	0	0.00
Primary Metal Manufacturing	0	0.00
Metals Fabrication	1	0.58
Machinery and Equipment Manufacturing	1	0.58
Computers and Electronics	0	0.00
Electrical Equipment and Appliances	0	0.00
Transportation Equipment	0	0.00
Furniture Manufacturing	0	0.00
Miscellaneous Manufacturing	1	0.58
Communications	0	0.00
Utilities	3	1.75
Durables Wholesale	2	1.17
Non Durables Wholesale	1	0.58
Electronic Markets and Brokers	0	0.00
Motor Vehicle and Parts Dealers	3	1.75
Furniture and Home Furnishings	1	0.58
Electronics and Appliances	0	0.00
Building Materials, Hardware and Garden	3	1.75
Food and Beverage Stores	5	2.92
Health and Personal Care Stores	0	0.00
Gasoline Stations	6	3.51
Clothing and Clothing Accessories	2	1.17
Sporting Goods/Hobby/Book/Music Stores	0	0.00
General Merchandise Stores	5	2.92
Miscellaneous Store Retailers	3	1.75
Nonstore Retailers	3	1.75
Warehousing/Storage, Postal/Courier Service	1	0.58
Publishing	0	0.00
Software Publishers	0	0.00
Motion Pictures and Video	0	0.00
Movie Theaters	0	0.00
Broadcasting	0	0.00
Data Processing/Hosting	0	0.00

Membership Organizations	52	6.11
Professional Services	10	1.18
Government	94	11.05
Unclassified Establishments	13	1.53

Total Employees by NAICS (2020)		
	TOTAL	%
Agriculture, Forestry and Fishing	12	1.41
Agricultural Services	0	0.00
Coal and Ore Mining	0	0.00
Oil and Gas	0	0.00
General Construction	92	10.81
Heavy Construction	13	1.53
Food Manufacturing	0	0.00
Beverage and Tobacco Products	0	0.00
Textile Mills	0	0.00
Textile Products	0	0.00
Apparel Manufacturing	0	0.00
Leather Manufacturing	0	0.00
Wood Products	0	0.00
Paper Manufacturing	0	0.00
Printing and Publishing	0	0.00
Chemicals	0	0.00
Petroleum and Coal Products	0	0.00
Rubber and Plastics	0	0.00
Stone, Glass, and Concrete	0	0.00
Primary Metal Manufacturing	0	0.00
Metals Fabrication	7	0.82
Machinery and Equipment Manufacturing	1	0.12
Computers and Electronics	0	0.00
Electrical Equipment and Appliances	0	0.00
Transportation Equipment	0	0.00
Furniture Manufacturing	0	0.00
Miscellaneous Manufacturing	6	0.71
Communications	0	0.00
Utilities	38	4.47
Durables Wholesale	3	0.35
Non Durables Wholesale	2	0.24
Electronic Markets and Brokers	0	0.00
Motor Vehicle and Parts Dealers	103	12.10
Furniture and Home Furnishings	2	0.24
Electronics and Appliances	0	0.00
Building Materials, Hardware and Garden	26	3.06
Food and Beverage Stores	16	1.88
Health and Personal Care Stores	0	0.00
Gasoline Stations	21	2.47
Clothing and Clothing Accessories	4	0.47
Sporting Goods/Hobby/Book/Music Stores	0	0.00
General Merchandise Stores	63	7.40
Miscellaneous Store Retailers	4	0.47
Nonstore Retailers	3	0.35
Warehousing/Storage, Postal/Courier Service	2	0.24
Publishing	0	0.00
Software Publishers	0	0.00

Other Information Services	0	0.00
Banking	10	5.85
Insurance Carriers	2	1.17
Real Estate	5	2.92
Rental and Leasing	1	0.58
Legal Services	0	0.00
Accounting	1	0.58
Agricultural and Engineering	2	1.17
Specialized Design	0	0.00
Computer Systems Design	0	0.00
Management/Scientific/Technical Consulting	1	0.58
Scientific Research and Development	0	0.00
Advertising and Public Relations	0	0.00
Other Professional/Scientific/Technical Services	1	0.58
Company and Enterprise Management	0	0.00
Administrative and Support	7	4.09
Waste Management and Remediation	0	0.00
Elementary and Secondary Schools	1	0.58
Colleges and Universities	0	0.00
Business Schools, Computer and Management Training	0	0.00
Technical and Trade Schools	1	0.58
Educational Services	0	0.00
Physician Offices	0	0.00
Dental Offices	0	0.00
Other Health Practicioners	1	0.58
Outpatient Care	0	0.00
Medical and Diagnostic Laboratories	0	0.00
Home Health Care Services	1	0.58
Ambulatory Services	1	0.58
General Medical and Surgical Hospitals	0	0.00
Psychiatric and Substance Abuse Hospitals	0	0.00
Other Hospitals	0	0.00
Nursing and Residential Care	0	0.00
Individual and Family Services	0	0.00
Community Relief Services	0	0.00
Vocational Rehabilitation	0	0.00
Child Care Services	0	0.00
Performing Arts	0	0.00
Spectator Sports	0	0.00
Performing Arts/Sports Promoters	0	0.00
Agents and Managers	0	0.00
Independent Artists/Writers/Performers	0	0.00
Museums, Zoos, Historical Sites	4	2.34
Amusement, Gambling, and Recreation	2	1.17
Fitness Centers	0	0.00
Accomodations	7	4.09
Food Services and Drinking Places	2	1.17
Repair and Maintenance Services	4	2.34
Personal Care Services	4	2.34
Death Care Services	0	0.00
Religious/Civic/Professional Organizations	17	9.94
Public Administration	6	3.51

Motion Pictures and Video	0	0.00
Movie Theaters	0	0.00
Broadcasting	0	0.00
Data Processing/Hosting	0	0.00
Other Information Services	0	0.00
Banking	10	1.18
Insurance Carriers	6	0.71
Real Estate	8	0.94
Rental and Leasing	1	0.12
Legal Services	0	0.00
Accounting	5	0.59
Agricultural and Engineering	4	0.47
Specialized Design	0	0.00
Computer Systems Design	0	0.00
Management/Scientific/Technical Consulting	1	0.12
Scientific Research and Development	0	0.00
Advertising and Public Relations	0	0.00
Other Professional/Scientific/Technical Services	2	0.24
Company and Enterprise Management	0	0.00
Administrative and Support	31	3.64
Waste Management and Remediation	0	0.00
Elementary and Secondary Schools	50	5.88
Colleges and Universities	0	0.00
Business Schools, Computer and Management Training	0	0.00
Technical and Trade Schools	1	0.12
Educational Services	0	0.00
Physician Offices	0	0.00
Dental Offices	0	0.00
Other Health Practicioners	1	0.12
Outpatient Care	0	0.00
Medical and Diagnostic Laboratories	0	0.00
Home Health Care Services	13	1.53
Ambulatory Services	13	1.53
General Medical and Surgical Hospitals	0	0.00
Psychiatric and Substance Abuse Hospitals	0	0.00
Other Hospitals	0	0.00
Nursing and Residential Care	0	0.00
Individual and Family Services	0	0.00
Community Relief Services	0	0.00
Vocational Rehabilitation	0	0.00
Child Care Services	0	0.00
Performing Arts	0	0.00
Spectator Sports	0	0.00
Performing Arts/Sports Promoters	0	0.00
Agents and Managers	0	0.00
Independent Artists/Writers/Performers	0	0.00
Museums, Zoos, Historical Sites	20	2.35
Amusement, Gambling, and Recreation	4	0.47
Fitness Centers	0	0.00
Accomodations	38	4.47
Food Services and Drinking Places	17	2.00
Repair and Maintenance Services	11	1.29
Personal Care Services	6	0.71



Total Employees by Occupation (2020)		
	TOTAL	%
Executive, Managers, and Administrators	89	10.46
Protective Services	24	2.82
Farming, Forestry, and Fishing	4	0.47
Business and Financial Operations	36	4.23
Computer and mathematical occupations	15	1.76
Architecture and engineering	9	1.06
Life/Physical/Social Science occupations	10	1.18
Community and Social Services	13	1.53
Legal	5	0.59
Education/Training/Library	49	5.76
Health Diagnosing and Treating Practitioners	13	1.53
Health Technologists/Technicians	5	0.59
Healthcare support	7	0.82
Food Preparation/Serving	35	4.11
Building and Grounds maintenance	30	3.53
Personal care and service	35	4.11
Sales	139	16.33
Office and Administrative support	110	12.93
Construction and Extraction	74	8.70
Installation/Maintenance and Repair workers	38	4.47
Production Workers	35	4.11
Transportation Workers	28	3.29
Material Moving	24	2.82

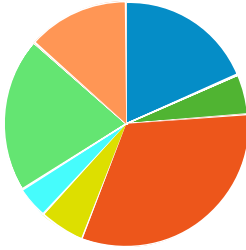
Death Care Services	0	0.00
Religious/Civic/Professional Organizations	52	6.11

Source: Applied Geographic Solutions, 2020

## Santa Rosa County Economic Development-Demographics

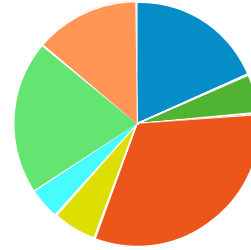
Consumer Expenditures Report (10 mile radius around Lat: 30.81952 Lng: -87.02141)

### Apparel (2020)



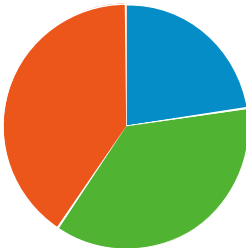
	\$ PER HOUSEHOLD	TOTAL \$000'S
<b>Total</b>	<b>\$1,890</b>	<b>\$8,359</b>
<b>Men's Apparel</b>	<b>\$348</b>	<b>\$1,541</b>
<b>Boys' Apparel</b>	<b>\$100</b>	<b>\$445</b>
<b>Women's Apparel</b>	<b>\$607</b>	<b>\$2,685</b>
<b>Girls' Apparel</b>	<b>\$112</b>	<b>\$498</b>
<b>Infants Apparel</b>	<b>\$80</b>	<b>\$356</b>
<b>Footwear</b>	<b>\$385</b>	<b>\$1,704</b>
<b>Apparel Services and Accessories</b>	<b>\$255</b>	<b>\$1,130</b>

### Apparel (2025)



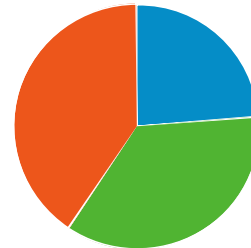
	\$ PER HOUSEHOLD	TOTAL \$000'S
<b>Total</b>	<b>\$2,002</b>	<b>\$9,718</b>
<b>Men's Apparel</b>	<b>\$368</b>	<b>\$1,788</b>
<b>Boys' Apparel</b>	<b>\$106</b>	<b>\$516</b>
<b>Women's Apparel</b>	<b>\$639</b>	<b>\$3,103</b>
<b>Girls' Apparel</b>	<b>\$119</b>	<b>\$581</b>
<b>Infants Apparel</b>	<b>\$84</b>	<b>\$410</b>
<b>Footwear</b>	<b>\$406</b>	<b>\$1,971</b>
<b>Apparel Services and Accessories</b>	<b>\$278</b>	<b>\$1,350</b>

### Entertainment (2020)



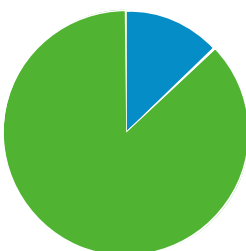
	\$ PER HOUSEHOLD	TOTAL \$000'S
<b>Total</b>	<b>\$3,057</b>	<b>\$13,523</b>
<b>Fees And Admissions</b>	<b>\$693</b>	<b>\$3,067</b>
<b>Video And Audio Equipment</b>	<b>\$1,125</b>	<b>\$4,979</b>
<b>Recreational Equipment And Supplies</b>	<b>\$1,238</b>	<b>\$5,477</b>

### Entertainment (2025)

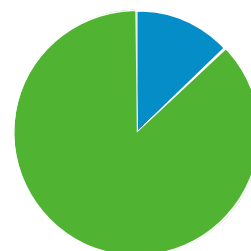


	\$ PER HOUSEHOLD	TOTAL \$000'S
<b>Total</b>	<b>\$3,238</b>	<b>\$15,718</b>
<b>Fees And Admissions</b>	<b>\$769</b>	<b>\$3,732</b>
<b>Video And Audio Equipment</b>	<b>\$1,155</b>	<b>\$5,606</b>
<b>Recreational Equipment And Supplies</b>	<b>\$1,314</b>	<b>\$6,380</b>

### Education (2020)

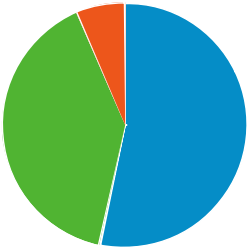


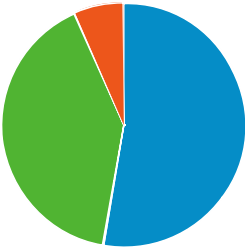
### Education (2025)

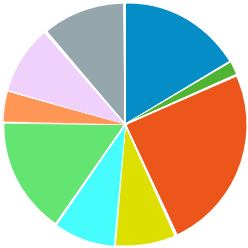


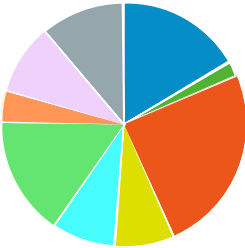
	\$ PER HOUSEHOLD	TOTAL \$000'S
Total	\$1,443	\$6,385
Books And Supplies	\$187	\$828
Tuition	\$1,256	\$5,557

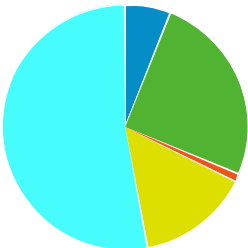
	\$ PER HOUSEHOLD	TOTAL \$000'S
Total	\$1,603	\$7,783
Books And Supplies	\$207	\$1,009
Tuition	\$1,395	\$6,774

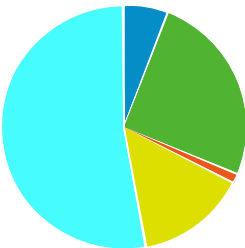
Food and Beverages (2020)		
		
	\$ PER HOUSEHOLD	TOTAL \$000'S
Total	\$8,162	\$36,104
Food At Home	\$4,359	\$19,282
Food Away From Home	\$3,274	\$14,483
Alcoholic Beverages	\$528	\$2,339

Food and Beverages (2025)		
		
	\$ PER HOUSEHOLD	TOTAL \$000'S
Total	\$8,511	\$41,309
Food At Home	\$4,492	\$21,802
Food Away From Home	\$3,455	\$16,769
Alcoholic Beverages	\$564	\$2,738

Gifts (2020)		
		
	\$ PER HOUSEHOLD	TOTAL \$000'S
Total	\$1,258	\$5,566
Gifts Of Apparel	\$207	\$919
Gifts Of Apparel Accessories	\$24	\$108
Gifts Of Education	\$311	\$1,376
Gifts Of Recreation	\$102	\$452
Gifts Of Food And Beverages	\$104	\$463
Gifts Of Household Furnishings And Equipment	\$196	\$869
Gifts Of Household	\$52	\$233
Gifts Of Transportation	\$117	\$522
Gifts Elsewhere Unspecified	\$141	\$626

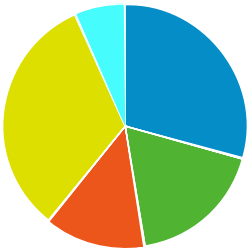
Gifts (2025)		
		
	\$ PER HOUSEHOLD	TOTAL \$000'S
Total	\$1,346	\$6,536
Gifts Of Apparel	\$222	\$1,079
Gifts Of Apparel Accessories	\$26	\$127
Gifts Of Education	\$332	\$1,615
Gifts Of Recreation	\$108	\$529
Gifts Of Food And Beverages	\$111	\$543
Gifts Of Household Furnishings And Equipment	\$210	\$1,023
Gifts Of Household	\$56	\$273
Gifts Of Transportation	\$126	\$616
Gifts Elsewhere Unspecified	\$150	\$731


Household Furnishings (2020)		
		

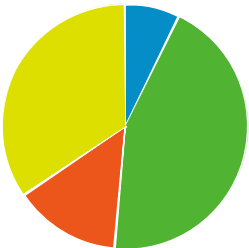
Household Furnishings (2025)		
		

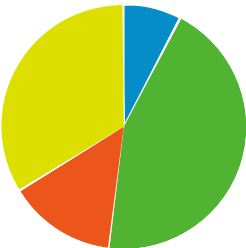
	\$ PER HOUSEHOLD	TOTAL \$000'S
Total	\$1,905	\$8,429
Household Textiles	\$114	\$506
Furniture	\$480	\$2,125
Floor Coverings	\$22	\$98
Major Appliances	\$280	\$1,239
Housewares And Small Appliances	\$1,008	\$4,461

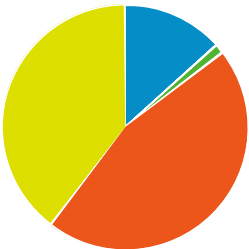
	\$ PER HOUSEHOLD	TOTAL \$000'S
Total	\$2,020	\$9,806
Household Textiles	\$119	\$582
Furniture	\$513	\$2,494
Floor Coverings	\$24	\$118
Major Appliances	\$294	\$1,431
Housewares And Small Appliances	\$1,067	\$5,181

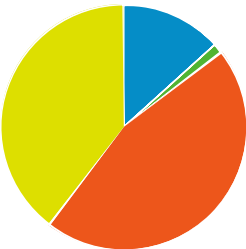
Shelter (2020)		
		
	\$ PER HOUSEHOLD	TOTAL \$000'S
Total	\$11,436	\$50,583
Mortgage Interest	\$3,357	\$14,849
Property Taxes	\$2,080	\$9,202
Miscellaneous Owned Dwelling Costs	\$1,525	\$6,746
Rental Costs	\$3,702	\$16,376
Other Lodging	\$771	\$3,411

Shelter (2025)		
		
	\$ PER HOUSEHOLD	TOTAL \$000'S
Total	\$11,970	\$58,093
Mortgage Interest	\$3,643	\$17,683
Property Taxes	\$2,228	\$10,814
Miscellaneous Owned Dwelling Costs	\$1,612	\$7,823
Rental Costs	\$3,628	\$17,610
Other Lodging	\$857	\$4,163

Household Operations (2020)		
		
	\$ PER HOUSEHOLD	TOTAL \$000'S
Total	\$2,121	\$9,385
Babysitting And Elderly Care	\$153	\$679
Household Services	\$937	\$4,148
Alimony And Child Support	\$300	\$1,331
Household Supplies	\$729	\$3,228

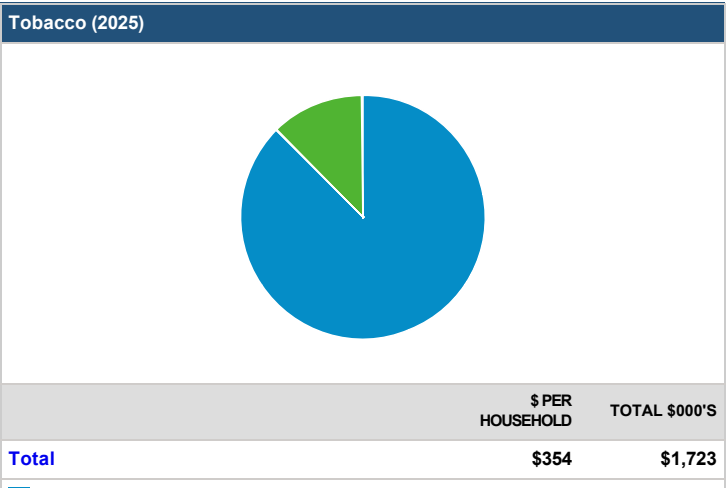
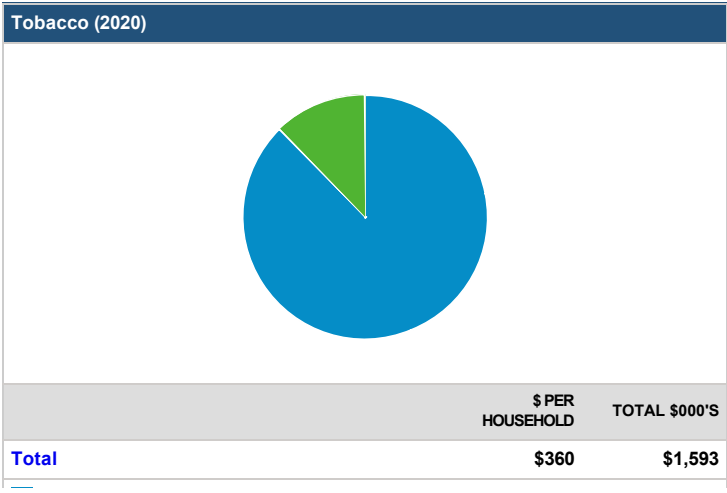
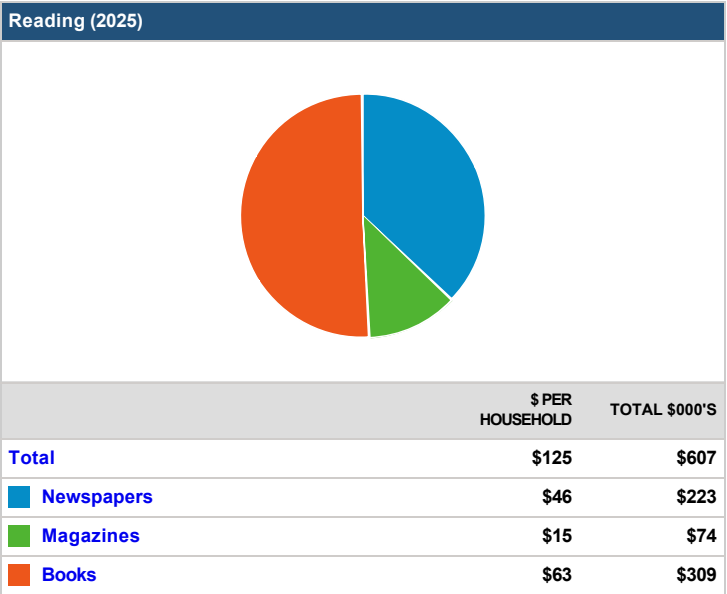
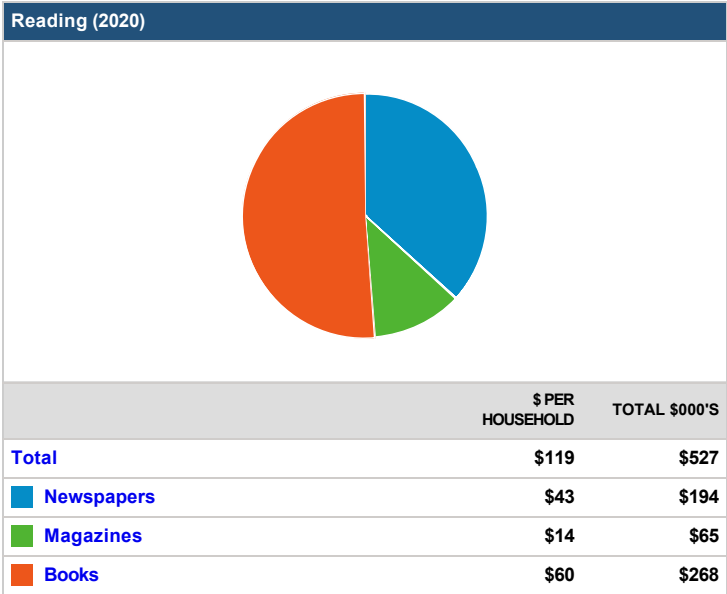
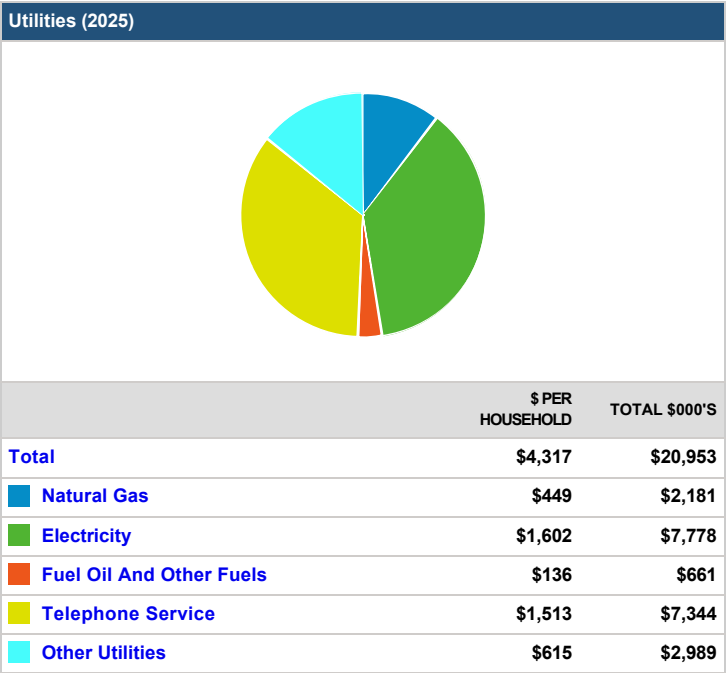
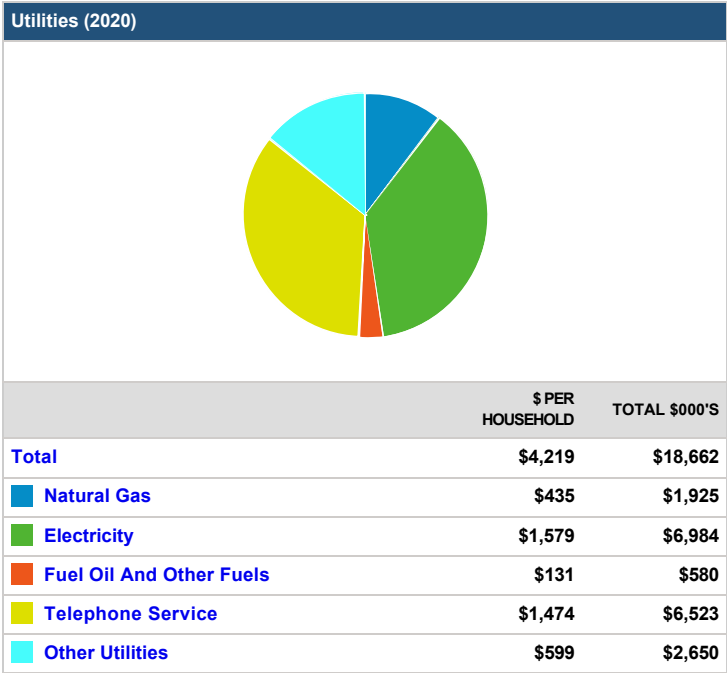
Household Operations (2025)		
		
	\$ PER HOUSEHOLD	TOTAL \$000'S
Total	\$2,242	\$10,884
Babysitting And Elderly Care	\$172	\$836
Household Services	\$992	\$4,817
Alimony And Child Support	\$321	\$1,559
Household Supplies	\$756	\$3,671

Personal Care (2020)		
		

Personal Care (2025)		
		

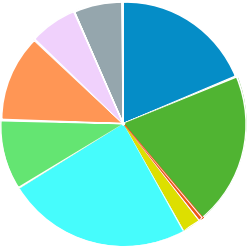
	\$ PER HOUSEHOLD	TOTAL \$000'S
Total	\$736	\$3,260
Hair Care	\$98	\$434
Electric Personal Care Appliances	\$10	\$46
Personal Care Services	\$336	\$1,490
Personal Care Products	\$291	\$1,290

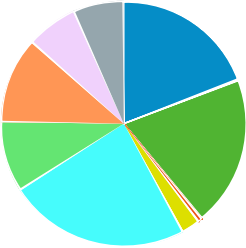
	\$ PER HOUSEHOLD	TOTAL \$000'S
Total	\$775	\$3,761
Hair Care	\$103	\$501
Electric Personal Care Appliances	\$10	\$53
Personal Care Services	\$354	\$1,719
Personal Care Products	\$306	\$1,489

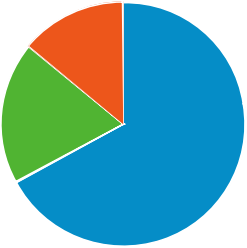


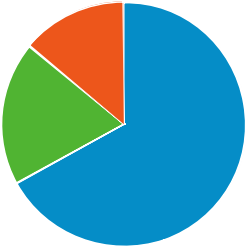
Cigarettes	\$315	\$1,394
Other Tobacco Products	\$44	\$199


Cigarettes	\$310	\$1,508
Other Tobacco Products	\$44	\$215


Transportation (2020)		
		
	\$ PER HOUSEHOLD	TOTAL \$000'S
Total	\$10,123	\$44,776
New Vehicle Purchase	\$1,896	\$8,387
Used Vehicle Purchase	\$2,038	\$9,017
Motorcycles (New And Used)	\$58	\$258
Vehicle Finance Charges	\$240	\$1,065
Gasoline And Oil	\$2,469	\$10,923
Vehicle Repair And Maintenance	\$938	\$4,150
Vehicle Insurance	\$1,170	\$5,179
Public Transportation	\$647	\$2,865
Other Transportation Costs	\$662	\$2,932

Transportation (2025)		
		
	\$ PER HOUSEHOLD	TOTAL \$000'S
Total	\$10,599	\$51,440
New Vehicle Purchase	\$2,039	\$9,899
Used Vehicle Purchase	\$2,101	\$10,201
Motorcycles (New And Used)	\$60	\$295
Vehicle Finance Charges	\$251	\$1,222
Gasoline And Oil	\$2,536	\$12,311
Vehicle Repair And Maintenance	\$985	\$4,783
Vehicle Insurance	\$1,204	\$5,843
Public Transportation	\$709	\$3,444
Other Transportation Costs	\$709	\$3,443

Health Care (2020)		
		
	\$ PER HOUSEHOLD	TOTAL \$000'S
Total	\$4,818	\$21,312
Health Care Insurance	\$3,236	\$14,314
Health Care Services	\$905	\$4,005
Health Care Supplies And Equipment	\$676	\$2,993

Health Care (2025)		
		
	\$ PER HOUSEHOLD	TOTAL \$000'S
Total	\$4,978	\$24,160
Health Care Insurance	\$3,335	\$16,189
Health Care Services	\$948	\$4,602
Health Care Supplies And Equipment	\$694	\$3,369

Miscellaneous Expenses (2020)		
		
	\$ PER HOUSEHOLD	TOTAL \$000'S
Total	\$1,031	\$4,562
Legal And Accounting	\$239	\$1,059

Miscellaneous Expenses (2025)		
		
	\$ PER HOUSEHOLD	TOTAL \$000'S
Total	\$1,085	\$5,267
Legal And Accounting	\$252	\$1,223

<div></div> Funeral And Cemetery	\$81	\$358
<div></div> Finance Charges Excluding Mortgage And Vehicle	\$420	\$1,862
<div></div> Other Miscellaneous Expenses	\$289	\$1,282

Personal Insurance (2020)		
	\$ PER HOUSEHOLD	TOTAL \$000'S
	\$373	\$1,650

Contributions (2020)		
	\$ PER HOUSEHOLD	TOTAL \$000'S
	\$1,713	\$7,580

Retail Potential (2020)		
	\$ PER HOUSEHOLD	TOTAL \$000'S
Other Health and Personal Care Stores	\$53	\$238
Gasoline Stations with Convenience Stores	\$0	\$0
Gasoline Stations without Convenience Stores	\$2,863	\$12,666
Men's Clothing Stores	\$40	\$179
Women's Clothing Stores	\$176	\$781
Childrens' and Infant's Clothing Stores	\$76	\$339
Family Clothing Stores	\$471	\$2,087
Clothing Accessory Stores	\$37	\$166
Other Apparel Stores	\$57	\$254
Shoe Stores	\$194	\$861
Jewelry Stores	\$86	\$382
Luggage Stores	\$7	\$32
Sporting Goods Stores	\$234	\$1,036
Hobby, Toy, and Game Stores	\$69	\$306
Sewing and Needlecraft Stores	\$20	\$92
Musical Instrument Stores	\$20	\$89
Book Stores	\$83	\$369
Record,Tape,and CD Stores	\$0	\$0
Department Stores	\$955	\$4,228
Warehouse Superstores	\$2,421	\$10,710
Other General Merchandise Stores	\$365	\$1,616
Florists	\$17	\$78
Office and Stationary Stores	\$49	\$219
Gift and Souvenir Stores	\$60	\$267
Used Merchandise Stores	\$34	\$153
Pet and Pet Supply Stores	\$206	\$914
Art Dealers	\$16	\$72
Mobile Home Dealers	\$30	\$135
Other Miscellaneous Retail Stores	\$91	\$407
Mail Order and Catalog Stores	\$1,412	\$6,249
Vending Machines	\$39	\$176
Fuel Dealers	\$143	\$636
Other Direct Selling Establishments	\$109	\$484
Hotels and Other Travel Accommodations	\$179	\$792
RV Parks	\$2	\$9
Rooming and Boarding Houses	\$1	\$4
Full Service Restaurants	\$1,678	\$7,426

<div></div> Funeral And Cemetery	\$85	\$414
<div></div> Finance Charges Excluding Mortgage And Vehicle	\$442	\$2,149
<div></div> Other Miscellaneous Expenses	\$305	\$1,480

Personal Insurance (2025)		
	\$ PER HOUSEHOLD	TOTAL \$000'S
	\$403	\$1,960

Contributions (2025)		
	\$ PER HOUSEHOLD	TOTAL \$000'S
	\$1,830	\$8,885

Limited Service Restaurants	\$1,116	\$4,938
Special Food Services and Catering	\$283	\$1,253
Drinking Places	\$80	\$355

Source: Applied Geographic Solutions, 2020