



Shady Grove Road

Listing Summary

Parcel Overview

Anderson County TM#: 273-00-08-026-00

REEDY



Tract	Acreage	Price
1	±2.25	\$65k
2	±2.10	UNDER CONTRACT
3	±2.06	UNDER CONTRACT
4	±2.40	UNDER CONTRACT
5	±2.16	UNDER CONTRACT
6	±2.66	\$65k



Property Summary

Come build your dream home in the small town of Honea Path! Honea Path is a quaint area that still has the true Southern small-town charm. This homesite is 8 minutes from downtown Honea Path, 15 min to downtown Belton and 30 minutes from downtown Anderson. A perfect Saturday for you would be to head over to Grits & Groceries, 20 min from your house, for one of the best brunch spots then afterwards head back to your house for a midafternoon nap. After your recovery nap, you can head on over to City Scape Winery in 15minutes with the family.

Enjoy planting your roots in the peace and quiet with us at Reedy Land Co!

Property Details

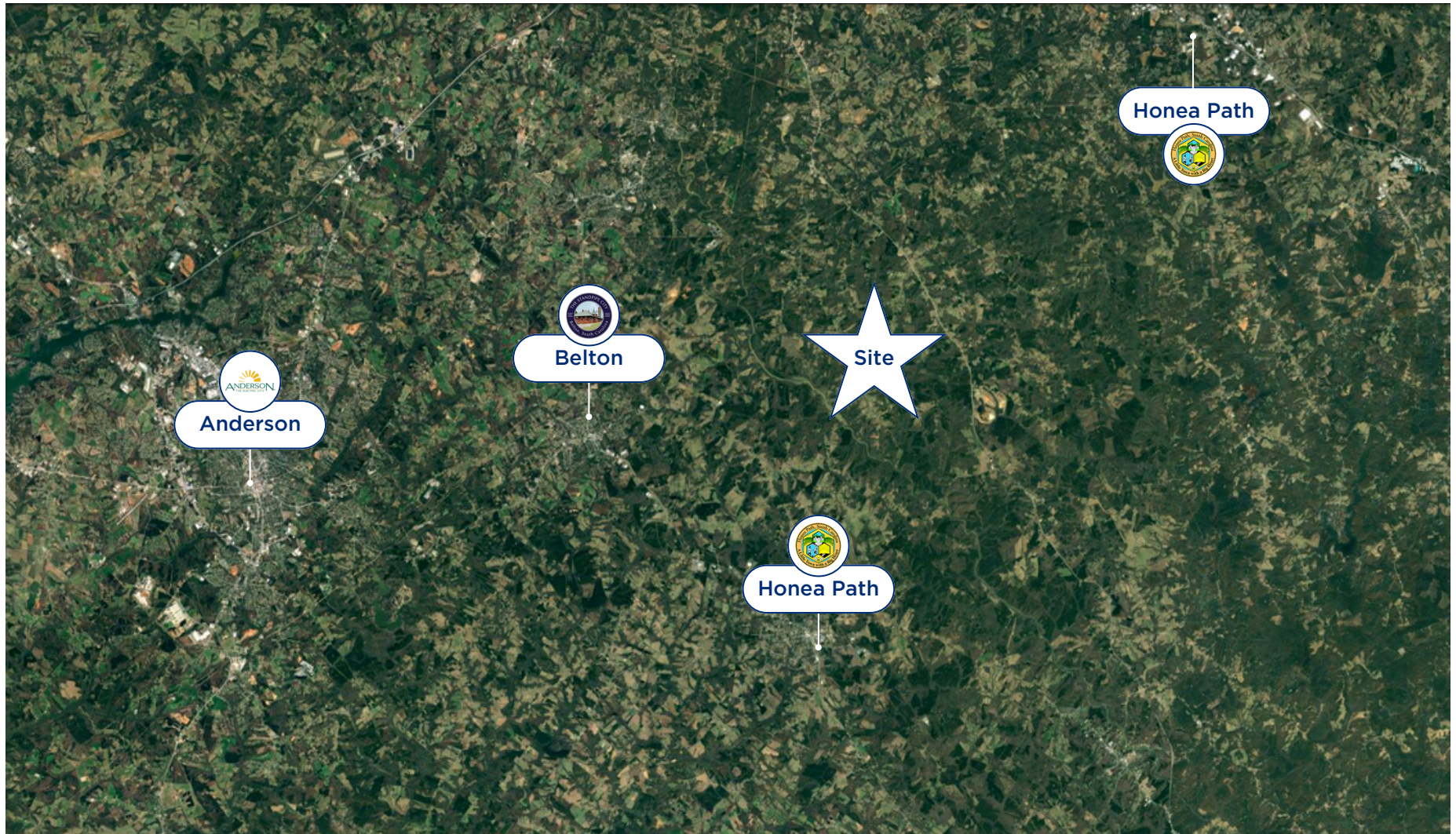
Anderson County TM #:	273-00-08-026-00
Sale Price:	\$390,000 (\$65k/lot)
Acreage:	±13.63 Acres
Zoning:	R-A
Best Possible Use:	Homesites
Road Frontage:	Shady Grove Rd and Holiday Da, Road
Topography:	Level



Municipality Map

Holiday Dam Road, Honea Path 29654

























REEDY



Demographics

Anderson County, SC | *US Census*

REEDY

 Population estimates, July 1, 2023, (V2023)	 213,076
 PEOPLE	
Population	
 Population estimates, July 1, 2023, (V2023)	 213,076
 Population Estimates, July 1, 2022, (V2022)	 209,652
 Population estimates base, April 1, 2020, (V2023)	 203,724
 Population estimates base, April 1, 2020, (V2022)	 203,724
 Population, percent change - April 1, 2020 (estimates base) to July 1, 2023, (V2023)	 4.6%
 Population, percent change - April 1, 2020 (estimates base) to July 1, 2022, (V2022)	 2.9%
 Population, Census, April 1, 2020	203,718
 Population, Census, April 1, 2010	187,126
Housing	
 Housing units, July 1, 2022, (V2022)	92,382
 Owner-occupied housing unit rate, 2018-2022	74.7%
 Median value of owner-occupied housing units, 2018-2022	\$189,400
 Median selected monthly owner costs -with a mortgage, 2018-2022	\$1,241
 Median selected monthly owner costs -without a mortgage, 2018-2022	\$374
 Median gross rent, 2018-2022	\$904
 Building permits, 2022	1,531

New Construction Nearby

Honea Path, SC

REEDY



Purchase Price: \$949,900
Address: 6910 Highway 252
Sqft: ±2,750
Acreage: ±20 Acres
\$ / Sqft: \$345



Purchase Price: \$440,000
Address: 106 Chestnut Drive
Sqft: ±2,000
Acreage: ±1.5 Acres
\$ / Sqft: \$220



Purchase Price: \$400,000
Address: 109 Lockhart Drive
Sqft: ±2,000
Acreage: ±1 Acre
\$ / Sqft: \$200



Currently Under Construction
Address: Ashor Farms | Lot One
Property Type: Residential Homesite
Sqft: ±2,930
Acreage: ±5 Acres

Contact Information

Listing Team



Tripp Taylor

P: 336-260-5523

E: ttaylor@reedypg.com



Anderson Drake

P: 864-546-0342

E: adrake@reedypg.com



Tanner Wilhelm

P: 864-704-8792

E: twilhelm@reedypg.com